 <b>Winmate Communication INC.</b>	Document No.	
<b>SOP</b>	Page	1/3
	Version	

===== How to Install Fintek COM Port Driver =====

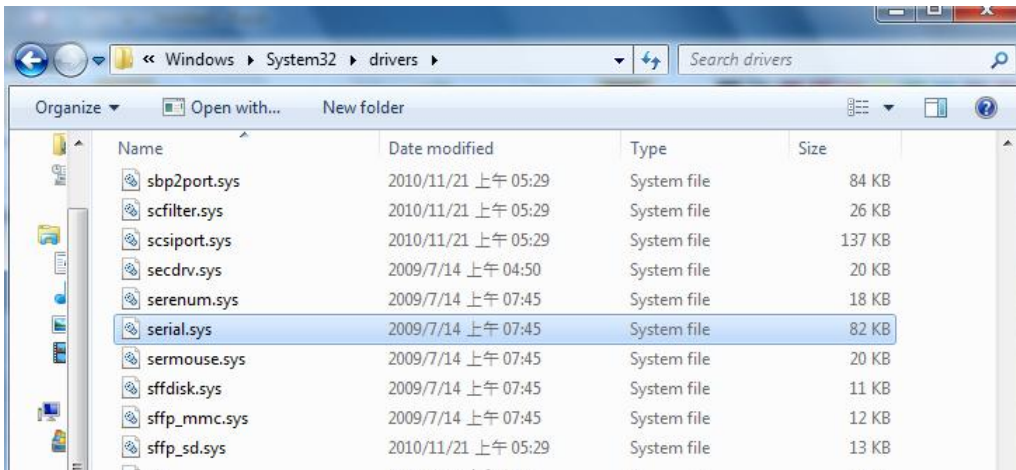
STEP 1.If the system is WIN7 please first do close UAC.(Refer following“Disabling User Account Control (UAC) in Windows 7”)

STEP 2.Extract the Patch\_0408.zip to a folder.

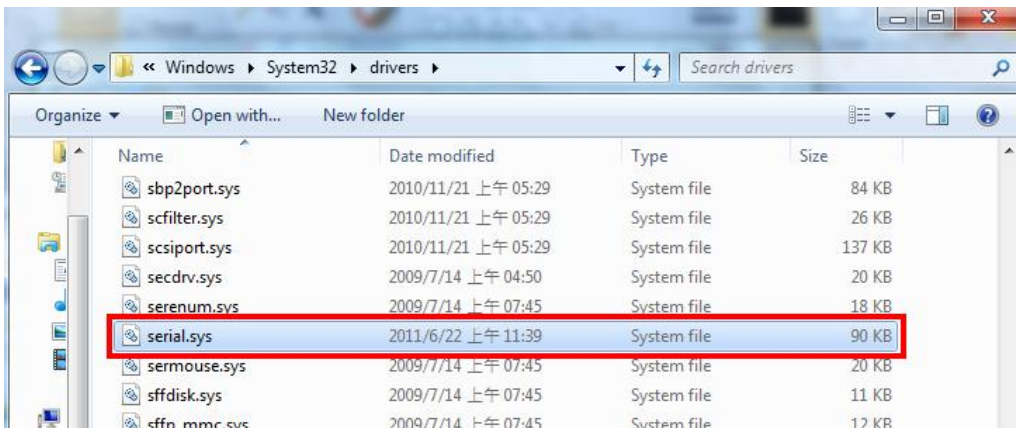
STEP 3.Double-click batch file(patch.bat) will install driver.

STEP 4.Check driver install success.


Before the update or update fail.



After the update and update success.



STEP 5.You will need to restart your computer for driver install success.

 Winmate Communication INC.	Document No.	
<b>SOP</b>	Page	2/3
	Version	

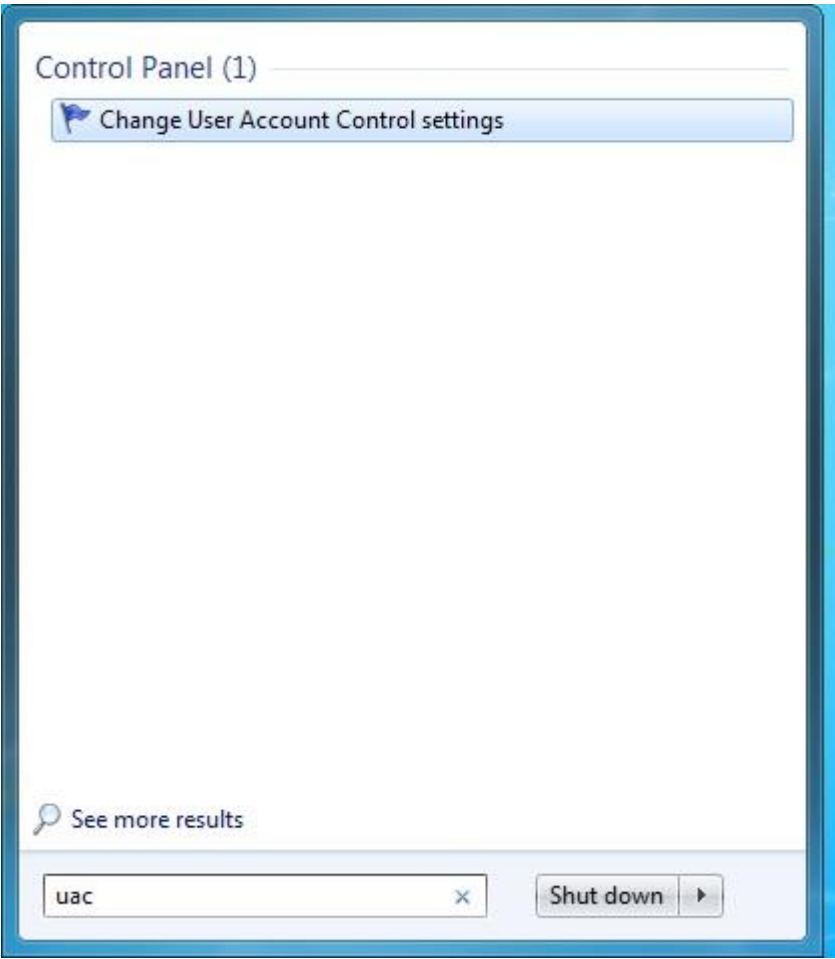
===== Disabling User Account Control (UAC) in Windows 7 =====

Type in this command from the Run menu:


C:\Windows\System32\UserAccountControlSettings.exe

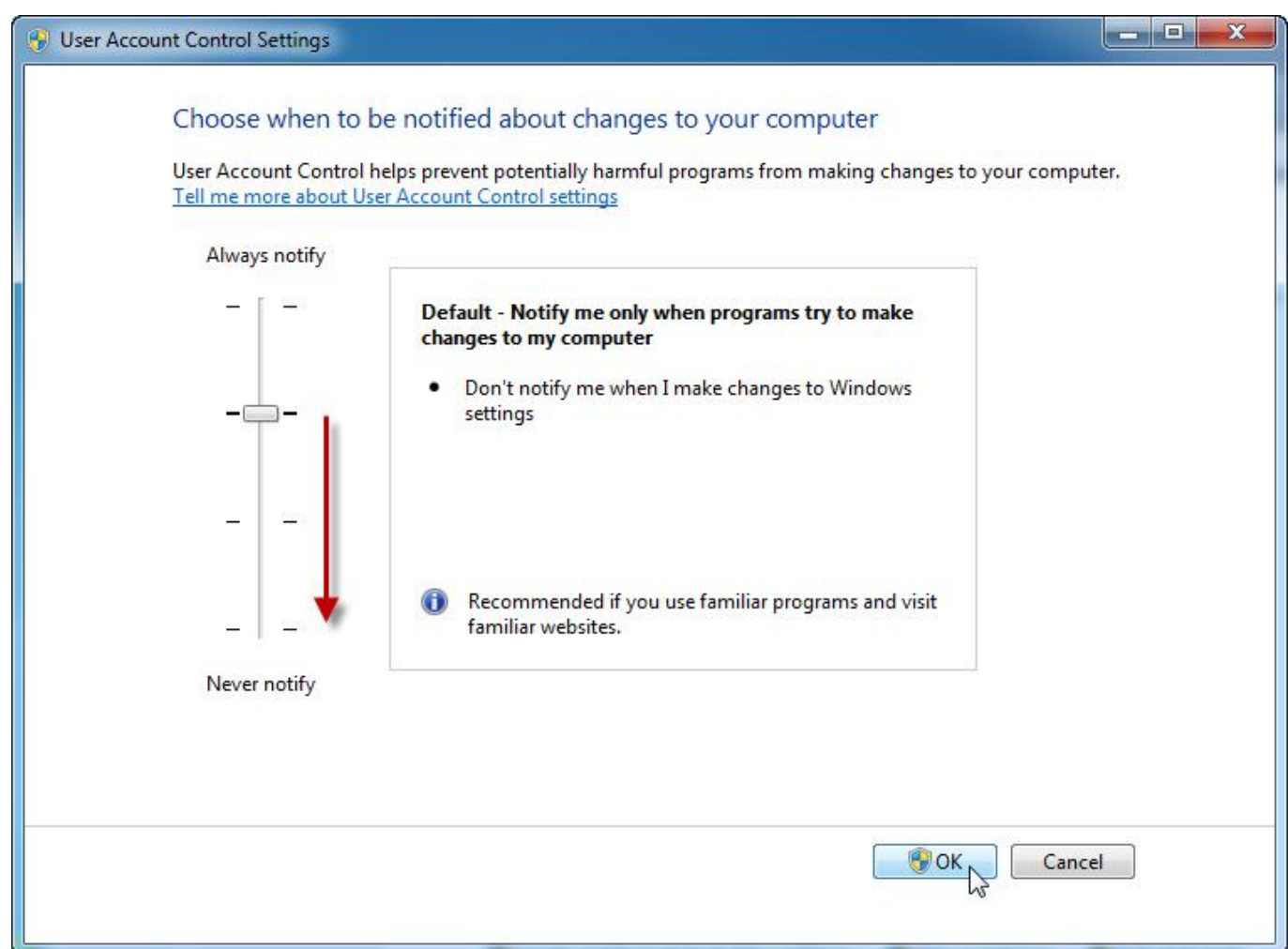
or

uac



To turn off UAC, move the slider to the Never notify position, and then click OK. If you're prompted for an administrator password or confirmation, type the password or provide confirmation.

	Winmate Communication INC.	Document No.	
<h1 style="text-align: center;">SOP</h1>		Page	3/3
		Version	



To turn UAC back on, move the slider to choose when you want to be notified, and then click OK. If you're prompted for an administrator password or confirmation, type the password or provide confirmation.

You will need to restart your computer for UAC to be turned off.